

Uintah County

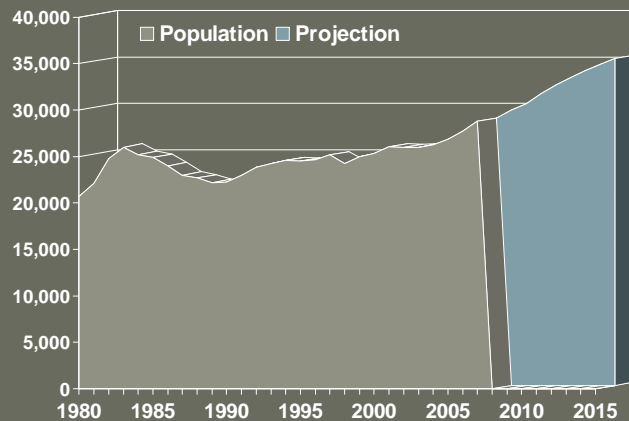
Demographic and Economic Profile

Prepared by:
Michael Hanni
DWS Labor/Regional Economist
mhanni@utah.gov

Population/Demographics

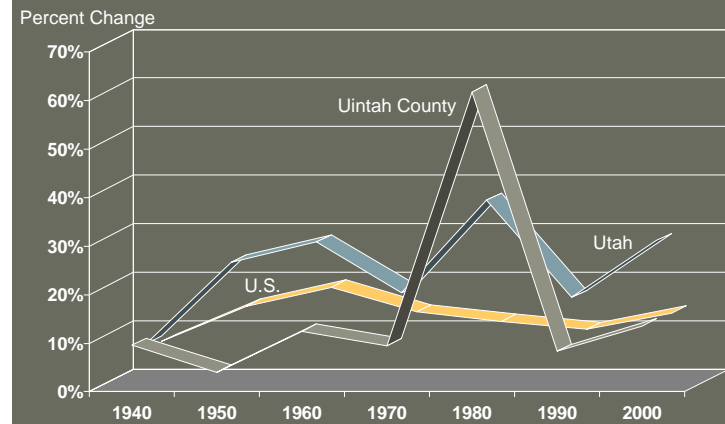


Uintah County Population



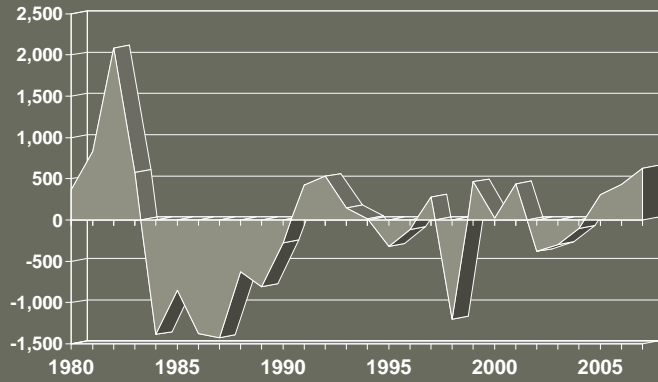
Source: Utah Population Estimates Committee; Utah Governor's Office of Planning and Budget.

Population Growth



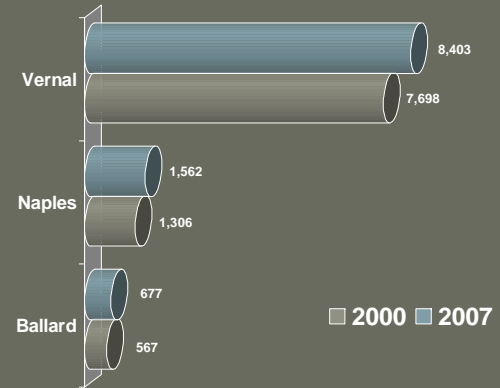
Source: U.S. Census Bureau.

Uintah County Net Migration



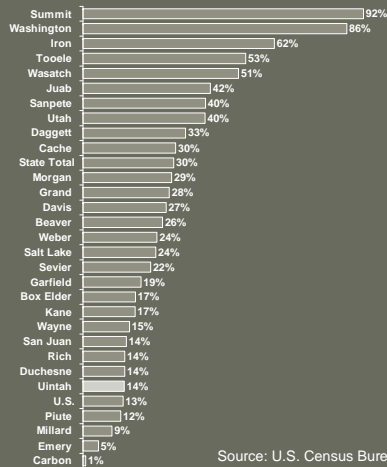
Source: Utah Population Estimates Committee.

Uintah County Population by City



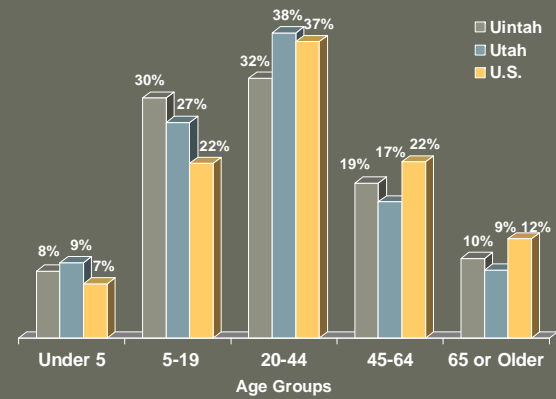
Source: U.S. Census Bureau.

1990 to 2000 Population Growth by County



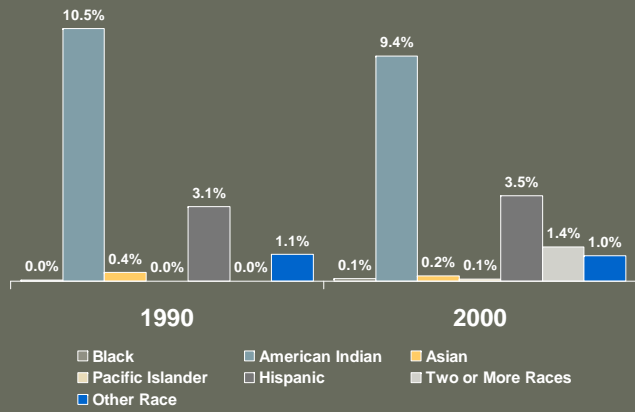
Source: U.S. Census Bureau.

2000 Population Age Distribution



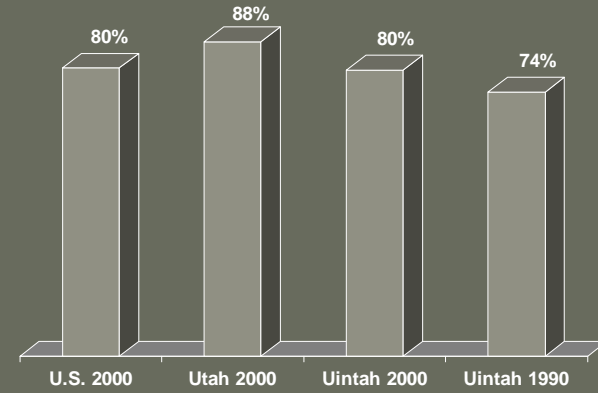
Source: U.S. Census Bureau.

Uintah County Race/Ethnic Distribution



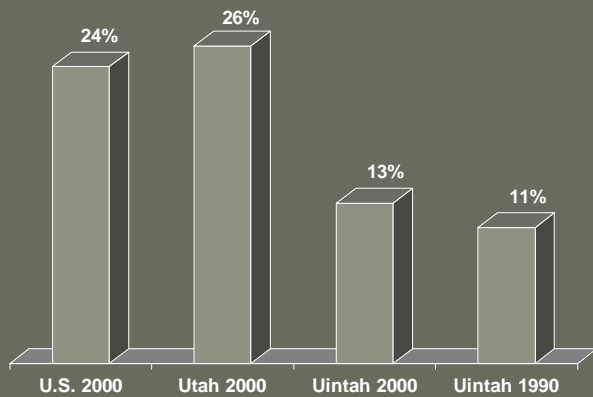
Source: U.S. Census Bureau.

Adults With at Least a High School Diploma*



* Population 25 years and older.
Source: U.S. Census Bureau.

Adults With at Least a Bachelor's Degree*

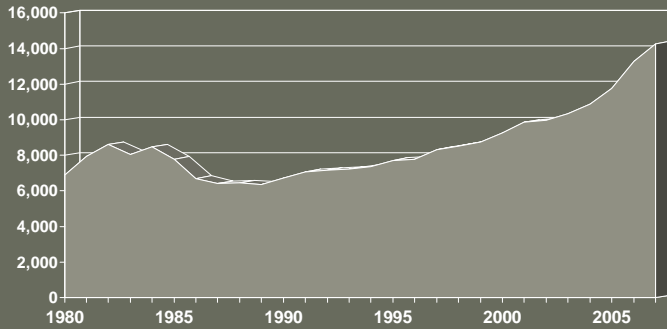


* Population 25 years and older.
Source: U.S. Census Bureau.

Employment

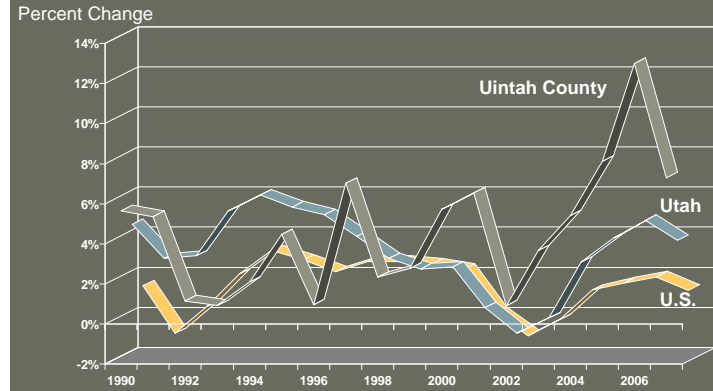


Uintah County Nonfarm Jobs



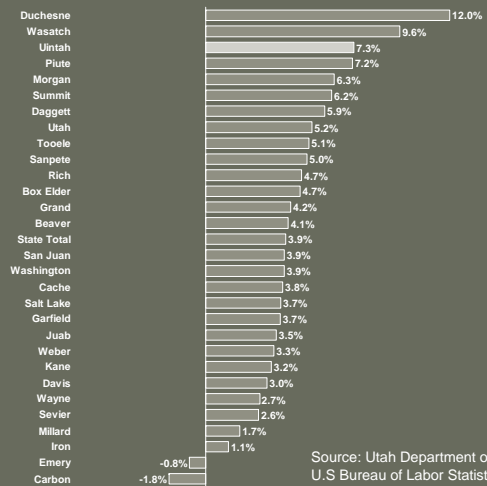
Source: Utah Department of Workforce Services.

Uintah County Nonfarm Jobs



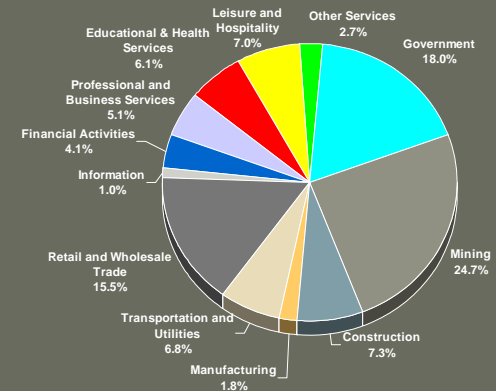
Source: Utah Department of Workforce Services.

Annual 2007 Change in Nonfarm Jobs



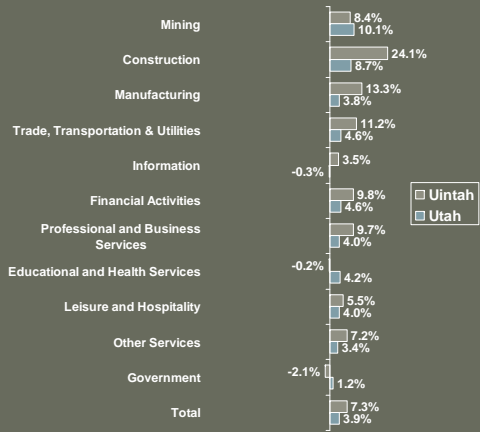
Source: Utah Department of Workforce Services; U.S. Bureau of Labor Statistics.

2007 Uintah County Jobs Distribution by Industry



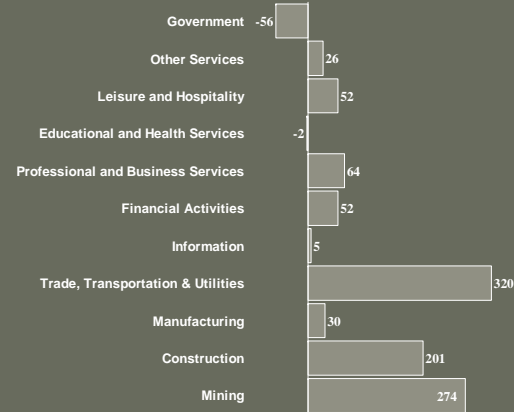
Source: Utah Department of Workforce Services.

2007 Percent Change in Nonfarm Jobs by Industry



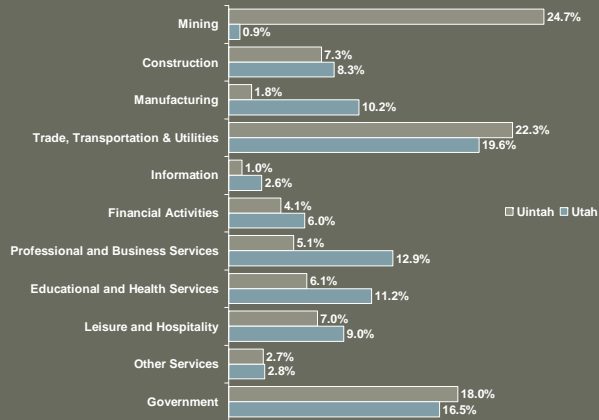
Source: Utah Department of Workforce Services.

2006-2007 Uintah County Numeric Change in Jobs by Industry



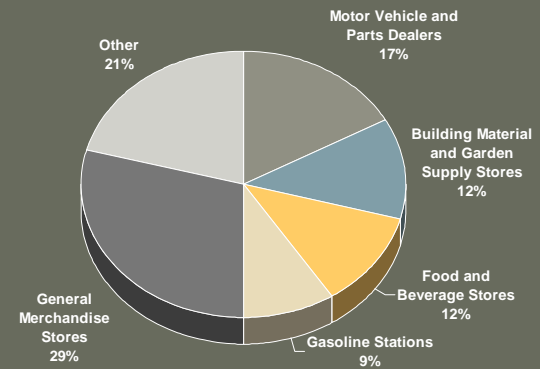
Source: Utah Department of Workforce Services.

2007 Nonfarm Job Distribution by Industry



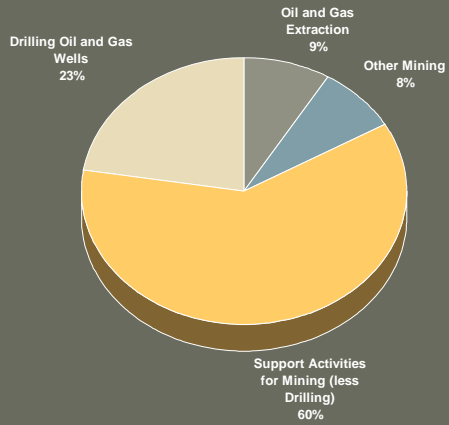
Source: Utah Department of Workforce Services.

2007 Uintah County Retail Trade Employment



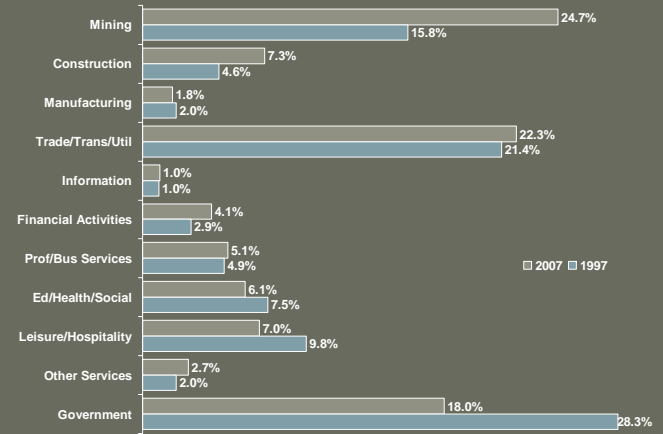
Source: Utah Department of Workforce Services.

2007 Uintah County Mining Employment



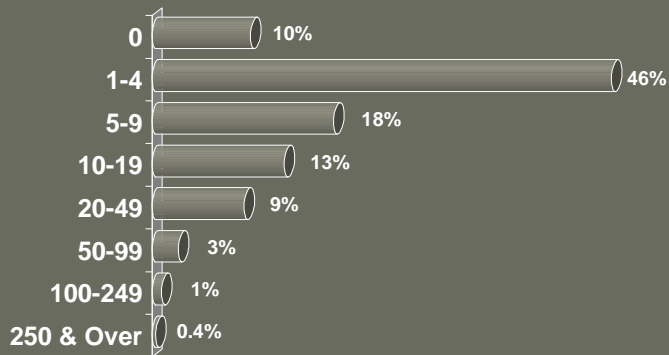
Source: Utah Department of Workforce Services.

Uintah County Industrial Job Distribution




Source: Utah Department of Workforce Services.

1st Qtr 2007 Uintah County Firms by Size



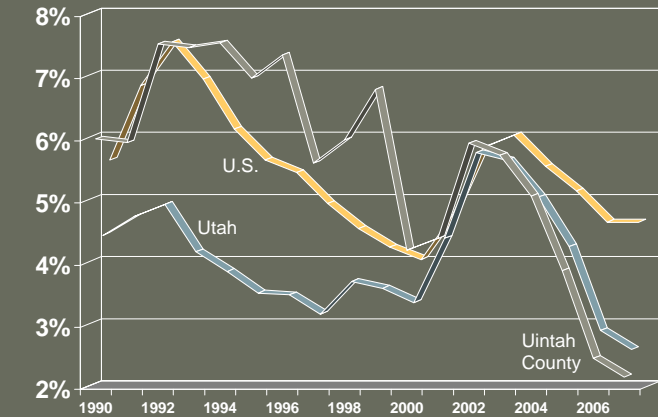
Source: Utah Department of Workforce Services.

1st Qtr 2007 Uintah County Employment by Firm Size



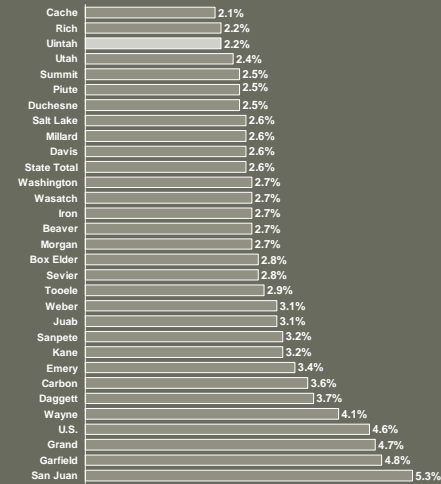
Source: Utah Department of Workforce Services.

Annual Unemployment Rates



Source: Utah Department of Workforce Services.

Annual 2007 Unemployment Rates



Source: Utah Department of Workforce Services.

Largest Uintah County Employers 2007 Annual Average

| Company | Industry | Employment |
|--------------------------------|----------------------------------|------------|
| Uintah School District | Public Education | 500-999 |
| Halliburton Energy Services | Oil & Gas Well Drilling Services | 250-499 |
| Uintah County | Local Government | 250-499 |
| Ute Indian Tribe | Tribal Government | 250-499 |
| Wal-Mart | Discount Department Store | 250-499 |
| Anadarko Petroleum Corp | Petroleum & Natural Gas Mining | 100-249 |
| Ashley Valley Medical Center | Health Care | 100-249 |
| BJ Services Company | Oil & Gas Support Services | 100-249 |
| Caza Drilling | Oil & Gas Well Drilling Services | 100-249 |
| Deseret Generation | Electric Utility | 100-249 |
| Patterson Uti Drilling Co. | Oil & Gas Well Drilling Services | 100-249 |
| Pioneer Drilling Services Ltd | Oil & Gas Well Drilling Services | 100-249 |
| Schlumberger Technology Corp | Oil & Gas Support Services | 100-249 |
| SF Phosphates Ltd Co Of Utah | Phosphate Mining | 100-249 |
| State of Utah | State Government | 100-249 |
| Uintah Care Center | Nursing Care Facility | 100-249 |
| Water Settlement Acct. Service | Tribal Government | 100-249 |
| Weatherford Enterra | Oil & Gas Support Services | 100-249 |
| Westroc Oilfield Service | Oil & Gas Support Services | 100-249 |

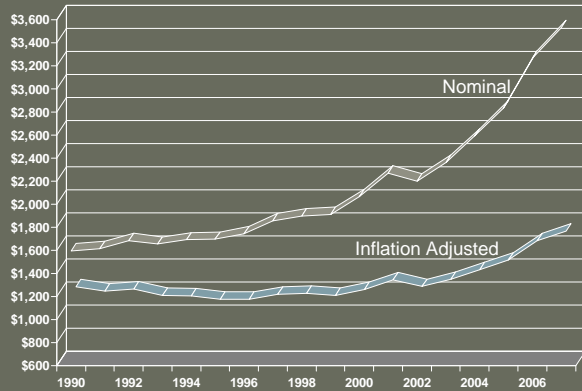
[*] more online!

Source: Utah Department of Workforce Services.

Income and Wages

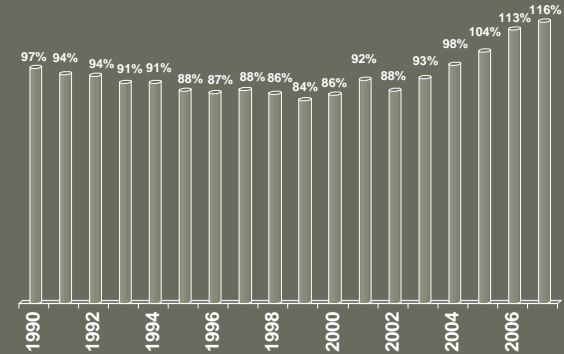


Utah County Average Monthly Wage



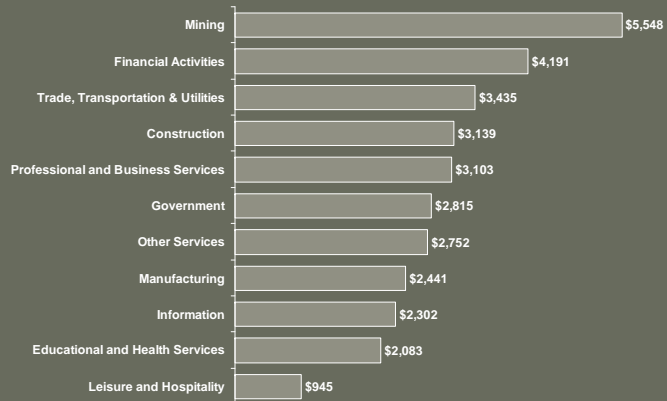
Note: Inflation adjusted wages reflect the rate of inflation as measured by the Consumer Price Index, 1982-84=100
Source: Utah Department of Workforce Services.

Utah County Average Monthly Wage as a Percent of State



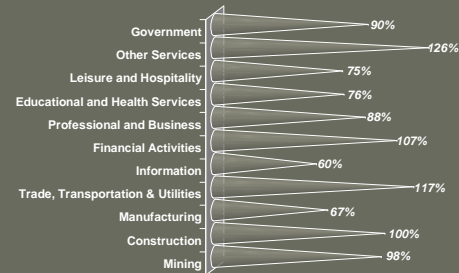
Source: Utah Department of Workforce Services.

Utah County 2007 Average Monthly Wage by Industry



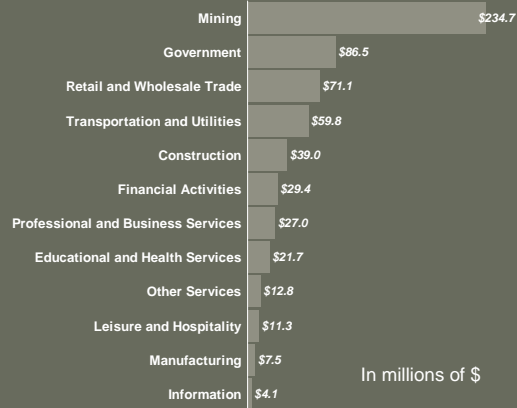
Source: Utah Department of Workforce Services.

Utah County 2007 Average Monthly Wage by Industry as a Percent of State



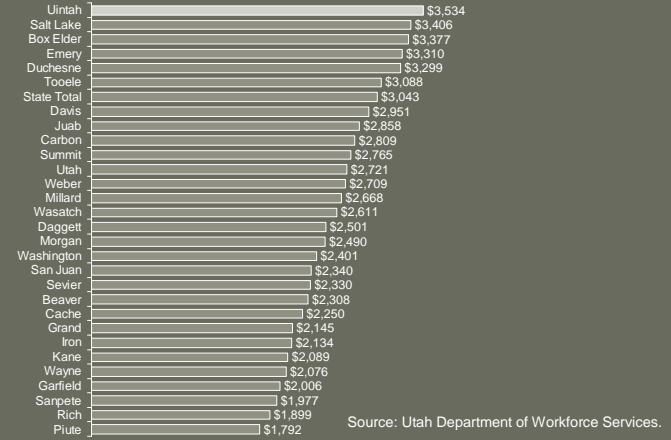
Source: Utah Department of Workforce Services.

Uintah County 2007 Total Wages by Industry



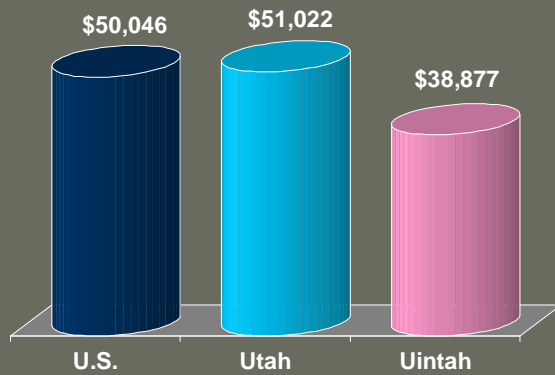
Source: Utah Department of Workforce Services.

2007 Average Monthly Wage by County



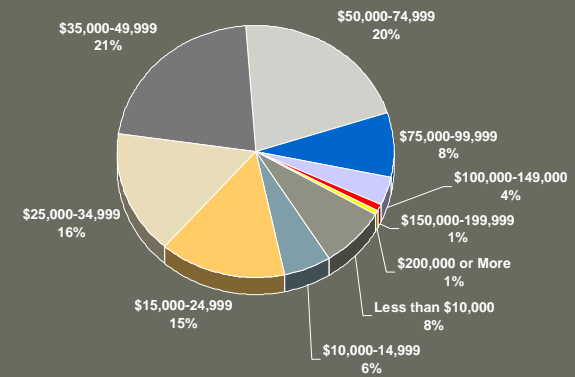
Source: Utah Department of Workforce Services.

1999 Median Family Income



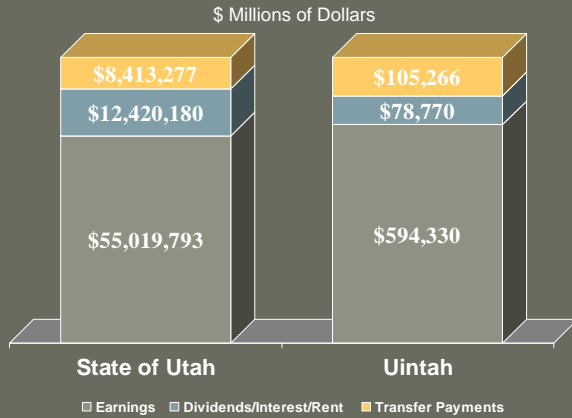
Source: U.S. Census Bureau.

Uintah County 1999 Family Income



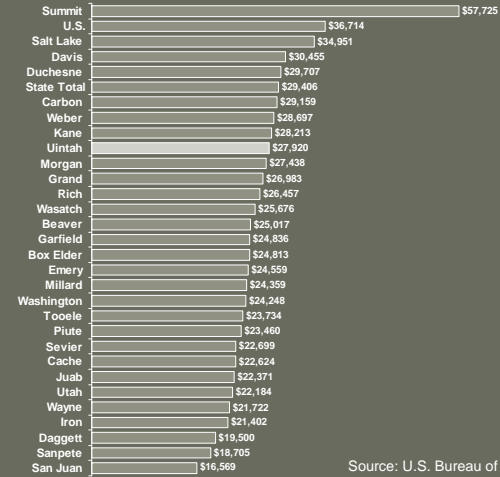
Source: U.S. Census Bureau.

2006 Personal Income by Source



Source: U.S. Bureau of Economic Analysis.

2006 Per Capita Personal Income by County

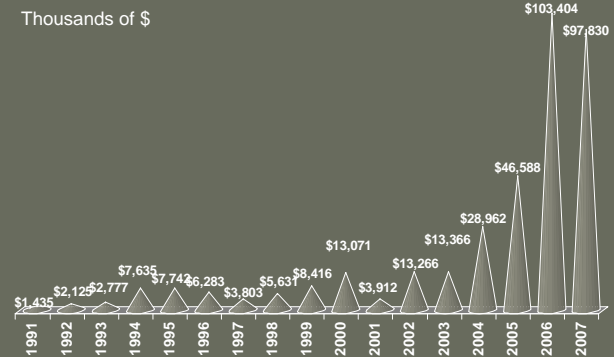


Source: U.S. Bureau of Economic Analysis.

Other Indicators

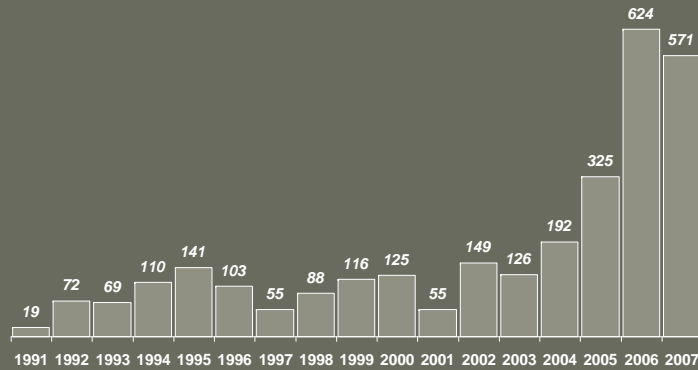


Uintah County New Residential Building Permit Valuation



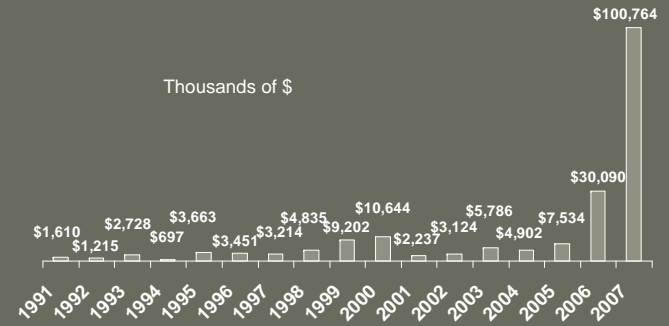
Source: Utah Bureau of Business and Economic Research.

Uintah County-Permitted New Dwelling Units



Source: Utah Bureau of Business and Economic Research.

Uintah County New Nonresidential Building Permit Valuation



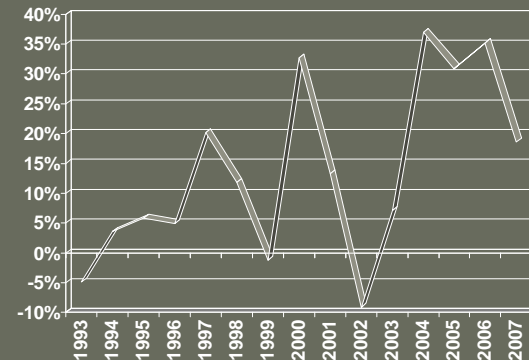
Source: Utah Bureau of Business and Economic Research.

2007 Uintah County-Permitted New Dwelling Units by Community



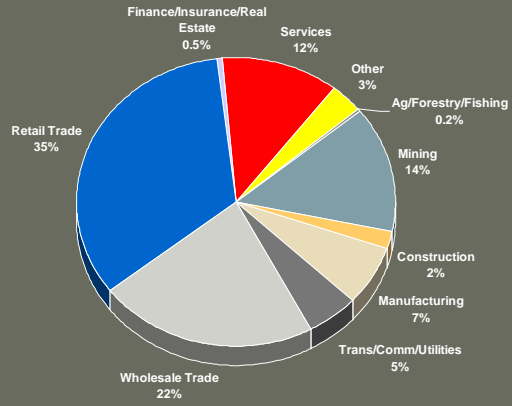
Source: Utah Bureau of Business and Economic Research.

Percent Change in Uintah County Gross Taxable Sales



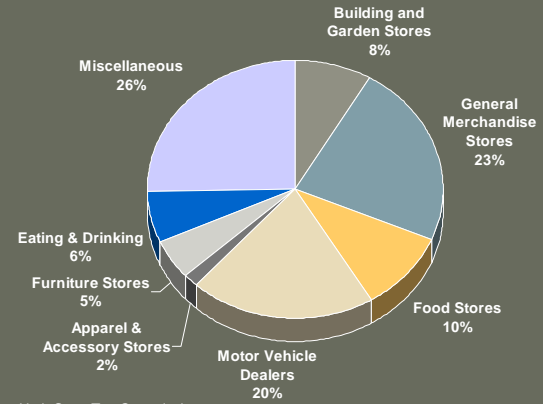
Source: Utah State Tax Commission.

Uintah County 2007 Gross Taxable Sales by Industry



Source: Utah State Tax Commission.

Uintah County 2007 Gross Taxable Sales in Retail Trade Industry



Source: Utah State Tax Commission.