

Setting Up Your Online Interpreter Account

Utah Interpreter Program

uip.utah.gov

7/18/2018

UIP Website Changes

UIP's website is changing to
uip.utah.gov

For a limited time www.utahinterpreterprogram.org will redirect you to the new url.

Utah ID: Single Sign-on Overview

The Utah Interpreter Program (UIP) will begin using “single sign-on” technology. This allows you to create a Utah ID user name and password which can be used on other state of Utah websites. If you have applied for a job with the state of Utah or received unemployment benefits, you may already have a Utah ID.

In order for the new system to connect your current interpreter information to your Utah ID you must use the same email address you currently use for www.utahinterpreterprogram.org. If you do not remember the email you use for that account email UIP at uip@utah.gov.

Utah ID: Single Sign-on Instructions

The following instructions are intended to help you create a Utah ID to login to the new website uip.utah.gov.

Click on 'Login / Apply to Become an Interpreter'.

Utah Interpreter Program

- ▶ [Become an Interpreter](#)
- ▶ [Renew Certification](#)
- ▶ [Advisory Board](#)
- [Interpreter Directory](#)
- [Laws and Policies](#)
- [Resources](#)
- [Upcoming Workshops](#)
- [Login / Register](#)
- ▶ [Contact](#)

Utah Interpreter Program

The Utah Interpreter Program (UIP) is a program within the [Division of Services for the Deaf and Hard of Hearing](#). UIP is responsible for certifying and regulating American Sign Language (ASL) interpreters for the state of Utah. Utah law requires interpreters be certified to work in the state. UIP maintains an [Interpreter Directory](#) of all certified interpreters who are authorized to work. UIP is not an interpreter agency, and does not hire out interpreters. More information about hiring an interpreter can found in the [Interpreter Directory](#).

UIP offers state certification examinations, and recognizes national certifications issued by RID, NAD and EIPA. For information on state certification testing, go to [Certification Process](#). For interpreters with a national certification, go to [Apply for Renewal/Recognition](#).

[Login / Apply to Become an Interpreter](#)



Latest Announcements



Become an ASL Interpreter

The law requires individuals to hold a state or national certification to provide ASL interpretation services in the state. Learn about the certification process to become an interpreter in Utah.

[Read More](#)



Do NOT click on 'Sign In'.
See below.

Utah Interpreter Program

Register / Login

THIS INFORMATION IS PROVIDED AS A PUBLIC SERVICE BY THE UTAH INTERPRETER DIVISION OF THE UTAH DEPARTMENT OF WORKFORCE SERVICES

Click on 'Register/Login'.

Find a Workforce Services Location

Zip Code or City

Find

Translate this Page

Select Language

Powered by Google Translate

Follow Us




Feedback | Equal Opportunity | Contact Us | Utah.gov Home | Terms of Use | Privacy Policy | Accessibility Policy

© 2018 State of Utah

A proud partner of the americanjobcenter network

Sign in to jobs.utah.gov

First-time customers, get started by selecting a sign in method. Having trouble? We've created a video that might help.



Find a Workforce Services Location

Translate this Page

Powered by  Translate

Follow Us



[Feedback](#) | [Equal Opportunity](#) | [Contact Us](#) | [Utah.gov Home](#) | [Terms of Use](#) | [Privacy Policy](#) | [Accessibility Policy](#)

© 2018 State of Utah

A proud partner of the  network

Click 'Login with Utah ID'

Note:

- Do NOT log in with Google, Facebook, or Yahoo.

Sign in to jobs.utah.gov

First-time customers, get started by selecting a sign in method. Having trouble? We've created a [video](#) that might help.



Email or Utah-ID:

Password:


[Forgot your password?](#)

If you already have a Utah ID that uses the SAME email address as your current Utah interpreter account, enter your Utah ID and password.

If you do not have a Utah ID, click on 'Create a Utah ID'.

Find a Workforce Services Location

Translate this Page

Select Language 


Powered by  Google Translate

Follow Us



[Feedback](#) | [Equal Opportunity](#) | [Contact Us](#) | [Utah.gov Home](#) | [Terms of Use](#) | [Privacy Policy](#) | [Accessibility Policy](#)

© 2018 State of Utah

A proud partner of the  americanjobcenter network

The image shows a screenshot of the 'Utah-ID Creation' web form. On the left, a sidebar titled 'Steps needed to Access beta.jobs.utah.gov' lists three steps: (1) Create Account, (2) Provide Information Needed, and (3) Activate Account. Below the steps is a link for 'Return to Login'. The main form area is titled 'Utah-ID Creation' and contains several input fields: 'Choose a Utah-ID' with a question mark icon, 'Your Name' with 'First' and 'Last' sub-fields, 'Email Address' with a red arrow pointing to it, 'Repeat Email Address' with a question mark icon, 'Alternate Email Address' with 'Optional' text and a question mark icon, 'New Password' with a question mark icon and a 'Password Strength' indicator, 'Verify Password', and 'Mobile' with a question mark icon, 'Optional' text, and a 'Providers' dropdown menu. A blue 'Create Account' button is at the bottom. Two red arrows point from the text on the right to the 'Email Address' and 'Mobile' fields.

Steps needed to Access
beta.jobs.utah.gov

- (1) Create Account
- (2) Provide Information Needed
- (3) Activate Account

- Return to Login

Utah-ID Creation

Choose a Utah-ID [?]

Your Name

First Last

Email Address [?]

Repeat Email Address [?]

Alternate Email Address [?]

Optional

New Password [?]

Password Strength

Verify Password

Mobile [?]

Optional Providers

Create Account

- Create a unique Utah ID username.
- You must use the email address currently used on utahinterpreterprogram.org. If you do not remember what email was used, contact UIP at uip@utah.gov.
- You will need access to your email to complete the account set up process.
- Click on the question marks to read Help text.

Utah-ID Creation

Choose a Utah-ID [?]

Your Name

Email Address

Repeat Email Address [?]

Alternate Email Address [?]

New Password [?]

Verify Password

Mobile [?]

 ▼

Create Account

Steps needed to Access
beta.jobs.utah.gov

- (1) Create Account
- (2) Provide Information Needed
- (3) Activate Account

- Return to Login

After entering in all information click on 'Create Account'.

Note: If you get an error that your date of birth does not match, contact UIP at uip@utah.gov.

Steps needed to Access
beta.jobs.utah.gov

(1) Create Account
(2) Provide Information Needed
(3) Activate Account

- [Return to Login](#)

Information Needed

Review/update your security questions

Recovery Question 1
Select a Question ▼
Your Answer

Recovery Question 2
Select a Question ▼
Your Answer

Recovery Question 3
Select a Question ▼
Your Answer

Submit

If you forget your password, the recovery questions will be used to verify your identity.

Select a 'Recovery Question' and provide the correct answer.

Choose three questions and provide three answers. When finished click 'Submit'.

Activate Account

Steps needed to Access beta.jobs.utah.gov

- (1) Create Account
- (2) Provide Information Needed
- (3) Activate Account

- [Return to Login](#)

You should receive an email containing a validation code. Please enter the code below to activate your account. Or the email provides a link that you may select to activate your account.

To get help with activation or any other problem with Utah-ID you may click on the "Ask For Help" link at the bottom of this page, to submit a "Help-Desk" ticket.

1. Email Address

[Mail New Validation Code](#)

Code

3.

Alternate Activation Method

You may also Activate your account by logging in with your Google account.

You may bypass account activation by checking this box.

Bypass Activation

Warning: Accounts that are not activated will be deleted after a short time. You may login 3 more times without activating your account.

4.

1. An email will be sent automatically to the email address used.

2. Open the email and find the code which needs to be entered.

3. Enter the code.

4. Click on 'Activate'.



Utah-ID Account Information for Access to Mini Portal

Do not reply to this message. If you did not create this account, please contact us at our help desk. [Click Here for Help Desk Contact Information.](#)

Please Verify Your Email Address

Please confirm that this is your email address. Click on the link below and then enter your validation code.

[Important! Please click here to verify this email address.](#)

Your Utah-ID: UIP_Test_2
Your Email Address: larcarecreation@gmail.com
Validation Code: **OUUCU** 2.

Note: We rely on having your e-mail address accurate in our files so we can communicate with you. If you forget your password, this email address will be used to send you information to recover your password.

If your e-mail address changes, please update your profile.

<https://login.utah.gov/user/account>

UIP.UTAH.GOV

You now have access to your online interpreter account which allows the following:

- Apply for additional certification
- Pay for and schedule exams
- Request CEH approval and upload attendance documentation
- Track your CEH hours
- Receive notifications regarding your certification

For questions about your interpreter account email uip@utah.gov