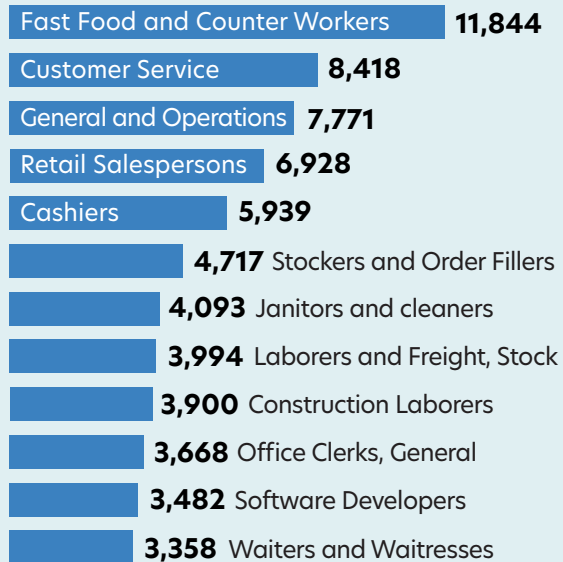


Employment Outlook

at a Glance



Most Annual Openings 2020-2030



jobs.utah.gov/wi/data/library/occupation/index.html

Find information about a specific occupation, including wages, training, job opportunities and licensing, and compare information on different occupations.

ktsutah.org

Resources for career planning.

jobs.utah.gov/jobseeker

Register with the Department of Workforce Services and apply for jobs here.

For more information, contact Mark Knold at mknold@utah.gov or 801-526-9458.

Equal Opportunity Employer/Program • 07-03-1222

Utah Job Outlook



Jobs

WITH THE BEST CAREER
OPTIONS 2020-2030



**WORKFORCE
SERVICES**
RESEARCH & ANALYSIS

Make informed

decisions

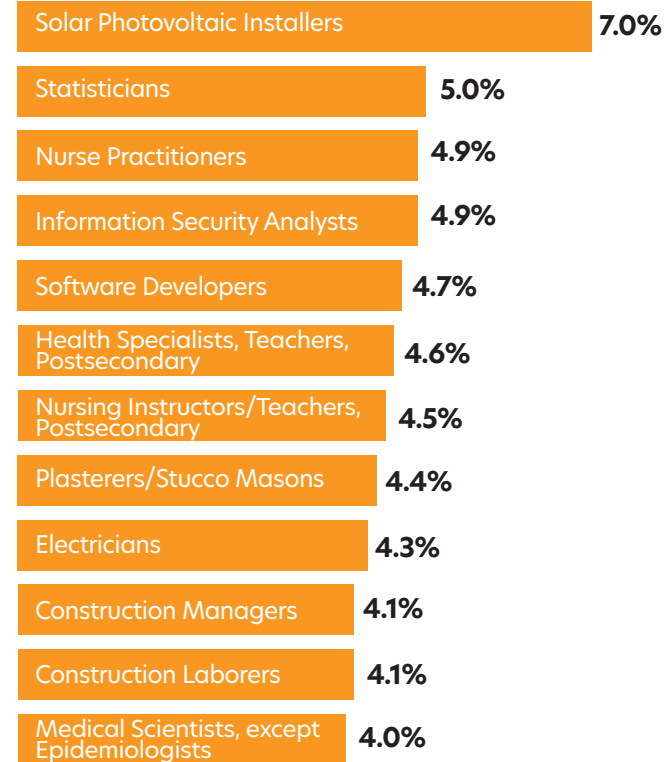
for your life,
your job
and your career.



Fastest Growing Occupations



with 200+ annual openings
2020-2030



Source: Utah Department of Workforce Services






Skills Employers Want

- Problem-solving
- Analytical/quantitative
- Ability to work in a team
- Written communications
- Initiative
- Strong work ethic
- Technical
- Flexibility/adaptability
- Detail-oriented
- Leadership
- Verbal communications
- Interpersonal communication

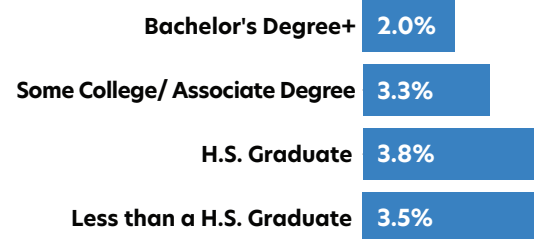
Source: National Association of Colleges and Employers, February 2022

Education Pays

2021 Utah **Median earnings** of Population 25+



2021 Utah **Unemployment rates** Population 25-64



Source: U.S. Census Bureau; American Community Survey



Best jobs by training level ★★★★★

a five-star occupation has strong employment opportunities and high wages*

Occupation	Stars	Median Annual Wage
Bachelor's degree or higher		
Chief Executives	5	\$162,790
Pharmacists	5	\$128,690
Computer and Information Systems Managers	5	\$128,440
Architectural and Engineering Managers	5	\$126,070
Physician Assistants	5	\$121,010
Financial Managers	5	\$119,320
Aerospace Engineers	5	\$105,460
Nurse Practitioners	5	\$105,220
Marketing Managers	5	\$104,560
Sales Managers	5	\$104,520
Lawyers	5	\$104,100
Dentists, General	5	\$102,200
Computer Network Architects	5	\$101,140
Electronics Engineers, Except Computer	5	\$101,110
Computer Hardware Engineers	5	\$99,930
Human Resources Managers	5	\$99,880
Software Developers and Software Quality Assurance Analysts and Testers	5	\$99,662
Education Administrators, Elementary and Secondary School	5	\$99,120

* Star ratings provide general guidance based on demand and wages.

For more information visit: jobs.utah.gov/wi/data/library/occupation/index.html

Wage data published June 2021.



Occupation	Stars	Median Annual Wage
Associate degree or higher		
Air Traffic Controllers	4	\$134,280
Radiation Therapists	4	\$95,620
Diagnostic Medical Sonographers	5	\$78,670
Nuclear Medicine Technologists	4	\$78,670
Magnetic Resonance Imaging Technologists	4	\$77,890
Dental Hygienists	5	\$77,510
Cardiovascular Technologists and Technicians	4	\$77,210
Computer Network Support Specialists	5	\$66,560
Funeral Home Managers	4	\$64,430
Avionics Technicians	4	\$63,770
Calibration and Engineering Technologists and Technicians, Except Drafters, All Other	4	\$61,710
Respiratory Therapists	4	\$61,650
Radiologic Technologists	5	\$60,570
Postsecondary non-degree award		
Electrical and Electronics Repairers, Powerhouse, Substation, and Relay	4	\$98,870
First-Line Supervisors of Fire Fighting and Prevention Workers	5	\$82,800
Electrical and Electronics Repairers, Commercial and Industrial Equipment	4	\$63,380
Aircraft Mechanics and Service Technicians	4	\$59,260
Licensed Practical and Licensed Vocational Nurses	4	\$47,940
Heating, Air Conditioning, and Refrigeration Mechanics and Installers	4	\$47,640
Surgical Technologists	4	\$47,000
Automotive Service Technicians and Mechanics	4	\$46,640
Medical Dosimetrists, Medical Records Specialists, and Health Technologists and Technicians, All Other	4	\$41,983

Occupation	Stars	Median Annual Wage
High school/GED		
Commercial Pilots	4	\$102,590
Postmasters and Mail Superintendents	4	\$82,330
Power Plant Operators	4	\$80,850
First-Line Supervisors of Police and Detectives	5	\$79,060
Transportation, Storage, and Distribution Managers	5	\$77,760
First-Line Supervisors of Non-Retail Sales Workers	5	\$77,030
Electrical Power-Line Installers and Repairers	4	\$76,220
Occupational Health and Safety Technicians	4	\$72,250
Detectives and Criminal Investigators	4	\$69,010
First-Line Supervisors of Correctional Officers	4	\$65,470
Control and Valve Installers and Repairers, Except Mechanical Door	4	\$63,770
First-Line Supervisors of Mechanics, Installers, and Repairers	5	\$62,830
First-Line Supervisors of Construction Trades	4	\$62,390
Claims Adjusters, Examiners, and Investigators	4	\$61,970
Less than high school		
Athletes and Sports Competitors	3	\$150,830
Service Unit Operators, Oil, Gas, and Mining	3	\$70,320
Rotary Drill Operators, Oil and Gas	3	\$61,930
Tapers	3	\$48,450
Carpet Installers	3	\$48,050
Tile and Marble Setters	4	\$47,760
Roofers	3	\$47,560
Cement Masons and Concrete Finishers	4	\$47,190
Drywall and Ceiling Tile Installers	3	\$45,780
Painters, Construction and Maintenance	3	\$38,570