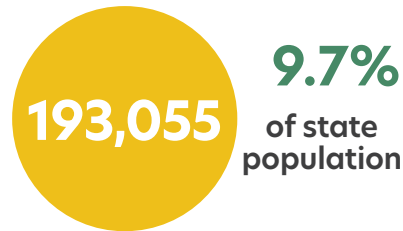




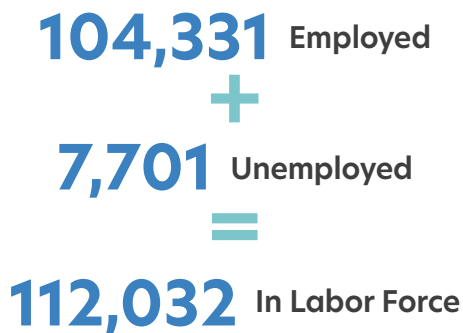
Utah Workers With Disabilities • FACT SHEET 2021

Population with Disabilities: Ages 18-64

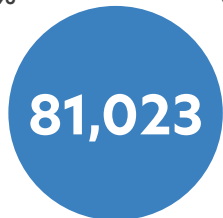
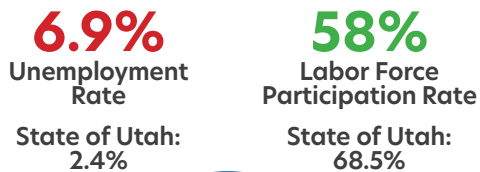


State of Utah Population (Ages 18-64):
1,983,082

Labor Force Statistics



Workers with Disabilities



Classification of Workers with Disability



62,332
Worked full time

56,450
Less than full time

74,273
Did not work

Unemployment Rate by Disability Type

Independent Living	13.2%
Cognitive	9.2%
Vision	7.4%
Ambulatory	9.3%
Self-Care	4.1%
Hearing	2.1%

Top 3 Industries Employing Disabled Workers*

- 1. Education/Healthcare 19.9%**
- 2. Retail Trade 13.3%**
- 3. Professional/Scientific 11.3%**



Educational Attainment for Population 25+ by Disability

